



Veterinary Professional Development



First Class Continuing Education Worldwide

Equine Wetlabs

North America Fall 2024



INDUSTRY PARTNERS

Global Industry Partners



Boehringer Ingelheim's Industry Partnership excludes VetPD's Destination Events

"VetPD is the Gold-Standard by which every other hands-on workshop or online continuing education organised by any group worldwide, should be measured. I have not come across any better veterinary continuing education than VetPD's!"

Dr. Ben Chilvers, Priors Farm Equine Surgery, England

VETERINARY PARTNERS



Equine Wetlabs North America 2024

All VetPD courses worldwide adhere to the same standards:

In English | World-renowned experts | Open & honest topical discussions
7 – 8 hrs of wetlabs / small-group sessions | 2 – 4 vets per ultrasound machine



Sports Horse Medicine & Orthopedics

Fri 13 - Sat 14 September Manning Equine Veterinary Services, Toronto, ON, Canada

The world-renowned experts will provide an overview of new developments in sports horse medicine and orthopedics and will share valuable tips and tricks and how they deal with challenging scenarios. The practical sessions on live horses will cover exercise testing (HR monitoring, ECG, lactate measurements etc.), ultrasound of the pastern region, digital flexor tendon sheath, fetlock, stifle, static and overground/dynamic endoscopy and different ways of using objective lameness evaluation in practice.

Dr. Mary Durando
Dr. Matt Durham
Dr. Deborah Sieber

DVM, PhD, Dipl.ACVM – Equine Sports Medicine Consultants, NJ, USA
DVM, Dipl.ACVSMR – Steinbeck Peninsula Equine Clinics, CA, USA
BVetMed – Equinosis, FL, USA

Back, Sacroiliac & Pelvic Problems of the Horse

Fri 18 - Sat 19 October New England Equine Medical & Surgical Center, Dover, NH

Many sports horses suffer from debilitating conditions affecting the back, pelvis and sacroiliac region. The topics covered through lectures and wetlabs on this course include amongst others up-to-date therapies; back, pelvic & hip ultrasound; saddle fit assessment and sacroiliac / facet joint injection techniques Equine Lumbar Facet & Sacroiliac Joint Injection Simulators.

Dr. Matt Durham
Dr. Wade Tenney
Annette Gavin

DVM, Dipl.ACVSMR – Steinbeck Peninsula Equine Clinics, CA, USA
BS, DVM, Dipl.ACVSMR – Tufts University, MA, USA
BA(Hons), BHSii, Qual. Saddle Fitter, USPC Examiner – Hastilow Saddles, PA, USA



Hindlimb Lameness Diagnostics (incl. Objective Gait Analysis)

Fri 6 - Sat 7 September Mid-Atlantic Equine Medical Center, Newark, NJ

Developed for equine veterinarians who have experience with lameness investigations, this practical course provides a critical overview of possible causes of hindlimb lameness, diagnostic anesthetic strategies and how to interpret nerve and joint block results, via a regio-anatomic approach. Discussions on the upper hindlimb as a cause of lameness (hip joint, pelvic and sacroiliac problems) and on systemic and intra-articular joint therapies will round the course off. The 7 hours of practical and case-based sessions will give attendees plenty of opportunity to further their practical skills on live horses and limb specimens in small groups (2 – 4 people per ultrasound machine).

Dr. Lauren Schnabel
Dr. Cooper Williams
Dr. Kevin Keegan

DVM, PhD, Dipl.ACVS, Dipl.ACVS MR – North Carolina State University, NC, USA
VMD, Dipl.ACVS MR, Certified ISELP Instructor – Equine Sports Medicine of Maryland, USA
DVM, MS, Dipl.ACVS – University of Missouri, MO, USA



Oral Dental Extraction Techniques (max. 24 vets)

Sat 21 - Sun 22 September Chaparral Veterinary Medical Center, Phoenix, AZ

This 2-day highly practical boutique course (max. 24 attendees) is aimed at practitioners with a good working knowledge in equine dentistry who want to learn about various oral dental extraction techniques and how to apply them clinically. The specialists will share tips/tricks and pearls of wisdom especially during the 7 hours of practical sessions on equine specimens in true small groups (2-3 vets per specimen).

Dr. Brad Tanner
Dr. Leah Limone

DVM, Dipl.AVDC-EQ – Rood & Riddle Equine Hospital, KY, USA
DVM, Dipl.AVDC-EQ – Northeast Equine Veterinary Dental Services, MA, USA

Advances in Equine Podiatry

Fri 25 - Sat 26 October Chicago Equine Medical Center, Chicago, IL

This course approaches the subject of farriery and therapeutic shoeing in a scientific and as objective way as possible by reporting established facts and recent, cutting-edge findings from scientifically sound clinical studies. The anatomy, physiology and biomechanics of the foot will be covered, followed by lectures on trimming, shoeing, different shoe types, what effect they have on the foot, how to examine the foot and how to deal with specific foot problems. The 7 hours of practical sessions will give attendees plenty of opportunity to put theory into practice on live horses and limb specimens in small groups (2 vets per specimen).

Dr. Scott Fleming
Travis Burns

DVM, CF – Rood & Riddle Equine Hospital, KY, USA
MSc, CJF, TE, EE, FWCF – Virginia-Maryland College of Veterinary Medicine, VA, USA



RACE-
Accredited



All-Inclusive Equine Watersports Event

27 October - 2 November 2024
Krabi Resort****, Krabi, Thailand

6 Days of Lectures, Watersports & Relaxation

Dr. Florent David DVM, MS, DACVS/ECVS, DACVSMR/ECVSMR, ECVDI Assoc. – EQUITOM, Belgium
Dr. David Bardell BVSc, CertVA, DECVAA, PGCert(LTHE), FHEA, MRCVS – University of Liverpool, UK
Dr. Vanessa Peter MedVet(Berne), DECVDI, MRCVS – Rossdales Equine Diagnostic Centre, UK





New Developments in Diagnostic & Therapeutic Techniques of Neck Conditions

Fri 1 - Sat 2 November

Woodside Equine Clinic, Richmond, VA

Over the past two decades the equine cervical spine has been extensively researched and advanced imaging modalities like CT and CT-myelography have revolutionized diagnostic and therapeutic capabilities available to equine practitioners. This highly practical course will provide equine practitioners with the knowledge and practical skills to competently examine, diagnose and treat horses affected by neck conditions through the following practical sessions: Neurologic examination (ataxia vs. lameness), CSF tap techniques (incl. US-guidance), neck ultrasound, facet joint injections, x-ray of the neck/head, guttural pouch endoscopy, nerve blocks for headshakers, neck conditions case-discussions, cervical fusion surgery & myelogram demonstrations.

Dr. Steve Reed
Dr. Brett Woodie

DVM, Dipl. ACVIM – Rood & Riddle Equine Hospital, KY, USA
DVM, MS, Dipl.ACVS – Rood & Riddle Equine Hospital, KY, USA

Ultrasound of the Mid-Distal Limb & Stifle

Fri 1 - Sat 2 November

Peterson Smith Equine Hospital, Ocala, FL

This course provides equine practitioners with the knowledge and especially the practical skills to competently and confidently scan the mid-distal front- and hindlimb incl. the stifle joint of the horse. Over the two days the attendees will spend 7 hours scanning the following anatomical regions in small groups (2 – 4 vets per ultrasound machine) on live horses: Pastern, fetlock, digital flexor tendon sheath, flexor tendons, suspensory ligament, tarsus (incl. sheaths) & stifle.

Dr. Wade Tenney
Dr. Carol Gillis
Dr. Suzanne Brenner

BS, DVM, Dipl.ACVS MR – Tufts University, MA, USA
DVM, PhD, Dipl.ACVS MR – Consultant Equine Ultrasonographer, SC, USA
DVM – Pioneer Equine Hospital, CA, USA



Advances in Orthopedic Therapies

Fri 22 - Sat 23 November

Chino Valley Equine Hospital, San Diego, CA

The following orthopedic therapies will be interactively discussed via an evidence-based approach and the speakers will also explain how they personally use these modalities: Autologous conditioned serum & protein solutions, alcohol-facilitated ankylosis, PrP, acellular amnion, autologous vs. allogeneic stem cell therapy, new OA therapeutics (i.e. polyacrylamide hydrogel), bisphosphonates, Adequan/Cartrophen, nutraceuticals, intra-/extra-articular corticosteroid & hyaluronan, sports horse surgeries etc.. Alcohol-facilitated ankylosis of the distal tarsal joints and ultrasound-guided injections will be trained on equine specimens and simulators as part of the wetlabs.

Dr. Laurie Goodrich
Dr. Scott McClure

DVM, PhD, Dipl.ACVS – Colorado State University, USA
DVM, PhD, Dipl.ACVS, Dipl. ACVS MR – Midwest Equine, IA, USA



RACE-
approval
pending

Exclusive Equine Ski Event

18 - 23 January 2025, Spa Hotel Seiblishof****, Ischgl
near Innsbruck, Austria Alps

Included in the 5 days are:

20 hours of lectures & case-discussion • 24+ hours of skiing/snowboarding

Optional alternative outdoor activities • Extensive Course Notes

Accommodations, as well as Breakfast & Dinner (excluding drinks) are included

Dr. Lauren Schnabel

DVM, PhD, Dipl.ACVS, Dipl.ACVMR – North Carolina State University, USA

Dr. Kurt Selberg

MS, DVM, Dipl.ACVR – Colorado State University, USA

Dr. Bettina Dunkel

DVM, PhD, Dipl.ACVM, Dipl.ECEIM, Dipl.ACVECC, FHEA, MRCVS – Royal Veterinary College, UK

Dr. Silvia Stadler

Dr.Med.Vet, Dipl.ACVO, Fachtierärztin Pferde (Austria) – Tillysburg Equine Clinic, Austria



Practical Ophthalmology

Fri 15 - Sat 16 November Brazos Valley Equine Hospitals, near Houston, TX

This 2-day highly practical course was conceived to help veterinarians from mixed and equine practice learn how to systematically examine the equine eye and to provide an overview on the most important and common problems affecting the eye. As part of the 7 hours of wetlabs on live horses and specimens the internationally renowned equine ophthalmologists will help attendees to further develop their diagnostic and therapeutic skills in true small-groups.

Dr. Dennis Brooks
Dr. Brian Gilger
Dr. Ben Buchanan

DVM, PhD, Dipl.ACVO – University of Florida, USA
DVM, MS, Dipl.ACVO, Dipl.ABT – North Carolina State University, NC, USA
DVM, Dipl.ACVM, Dipl.ACVECC – Brazos Valley Equine Hospitals, TX, USA



Abdominal, Thoracic & Soft Tissue Ultrasound

Fri 15 - Sat 16 November Moore Equine Veterinary Centre, Calgary, AB, Canada

This course is suitable for equine practitioners who want to expand their practical skills on how to examine the equine abdomen (detailed evaluation, colic FLASH exam & US-guided biopsy techniques), thorax incl. pleural drainage, eye, jugular vein etc. ultrasonographically. The panel of internationally renowned specialists will share common diagnostic pitfalls, erroneous image interpretations and practical tips with the attendees during the 5 hours of wetlabs on live horses.

Dr. Katherine Chope
Dr. Mary Durando

B.A., VMD, Dipl.ACVMR – PennVet, New Bolton Center, PA, USA
DVM, PhD, Dipl.ACVM – Equine Sports Medicine Consultants, NJ, USA

Ultrasound-Guided Orthopedic Injection Techniques & Therapies

Fri 4 - Sat 5 October Pilchuck Equine Veterinary Hospital, Seattle, WA

Developed for equine practitioners to further their knowledge and especially their practical skills of performing ultrasound-guided orthopedic injections and minimally invasive ultrasound-assisted surgical techniques on horses and equine specimens in true small-groups (2-4 vets/machine).

Dr. Wade Tenney
Dr. David Stack
Dr. Suzanne Brenner

BS, DVM, Dipl.ACVMR – Tufts University, MA, USA
MVB, MSc, DVMS, FHEA, Dipl.ECVS, MRCVS – University of Liverpool, UK
DVM – Pioneer Equine Hospital, Oakdale, CA, USA



LIVE Equine Online Panel Discussions



VETPD IS
GIFTING EACH
VET A FREE
PANEL DISCUSSION!
(WORTH \$85)



Get Up to Date with the World's Leading Experts...

- 150+ Current Topics, covering all disciplines
- 4 Worldwide Experts
- Relaxed, interactive atmosphere
- New live-stream every other Tuesday
- Available on-demand thereafter
- 24,000+ vets have attended
- Over 3,500 Memberships
- Certificates of Attendance

RACE-
accredited



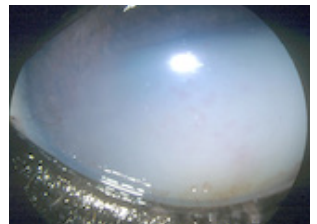
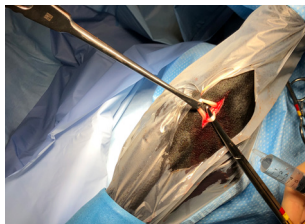
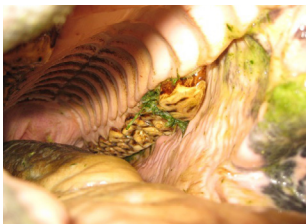
Click here to [View Topics!](#)

Scan me to **claim your FREE Discussion:**

Yearly Panel Discussion Group Memberships available from \$16/vet/month



A Different Kind of Learning...



"VetPD's Online Learning is the single best quality and value-for-money out there, worldwide. Nothing else comes even close!"

- Bruce Bladon, Donnington Grove Equine Vets, UK

"I do want to congratulate VetPD on its professional Online Learning Center. I am aware of how challenging it is to assemble good-quality CE material online... Based on how far and wide the participants signed in from, VetPD is clearly known for doing a great job!"

- Prof. Margo Macpherson, University of Florida

Wetlab Attendee Feedback



"Extremely Informative and Practical..Appreciate everyone so nice and willing to answer questions. Wonderful Experience"

Taylor King
Royalty Veterinary Services, TX
(Beyond Basics in Mare Reproduction, Texas, 2022)



"Great learning opportunity. The hands-on experience was amazing and the small groups and personalized attention made it great."

Rafael Gomez
McKee-Pownall Equine Services, ON
(Beyond Basics: Modern Diagnostic & Therapeutic Techniques in Equine Dentistry, Toronto, 2023)



"It was a wonderful low-key learning environment. The instructors were skilled and had thoughtful, well thought out lectures."

Bess Darrow
Tune Ups Veterinary Equine Dentistry, FL
(Oral Dental Extraction Techniques, Florida, 2022)



"My goal was to sharpen skills I use in my practice and be exposed to different approaches for Ultrasound-Guided injections. Goal was fulfilled!"

Andy Kaneps
Kaneps Equine Sports Med & Surgery, MA
(Ultrasound-Guided Injection techniques & Therapies, New Jersey, 2022)



Upcoming Destination Events

RACE-
accredited

17 - 23 November 2024 **All-Inclusive Safari Event** - Dinokeng Game Reserve, near Johannesburg, South Africa

18 - 23 January 2025 **Exclusive Equine Ski Event (Austrian Alps)** - Ischgl, near Innsbruck, Austria

2024 Courses/Wetlabs

USA	6 - 7 September	Hindlimb Lameness Diagnostics (incl. Objective Gait Analysis)	Mid-Atlantic Equine Medical Center, Newark, NJ
	21 - 22 September	Equine Oral Dental Extraction Techniques	Chaparral Veterinary Medical Center, Phoenix, AZ
	4 - 5 October	Ultrasound-Guided Orthopedic Injection Techniques & Therapies	Pilchuck Equine Veterinary Hospital, Seattle, WA
	18 - 19 October	Back, Sacroiliac & Pelvic Problems of the Horse	New England Equine Medical & Surgical Center, Dover, NH
	25 - 26 October	Advances in Equine Podiatry	Chicago Equine Medical Center, Chicago, IL
	1 - 2 November	New Developments in Diagnostic & Therapeutic Techniques of Neck Conditions	Woodside Equine Clinic, Richmond, VA
	1 - 2 November	Ultrasound of the Mid-Distal Limb & Stifle for Equine Practitioners	Peterson Smith Equine Hospital, Ocala, FL
	15 - 16 November	Practical Ophthalmology	Brazos Valley Equine Hospitals, near Houston, TX
	22 - 23 November	Advances in Orthopedic Therapies	Chino Valley Equine Hospital, San Diego, CA
Canada	13 - 14 September	Sports Horse Medicine & Orthopedics	Manning Equine Veterinary Services, Toronto, ON
	15 - 16 November	Abdominal, Thoracic & Soft Tissue Ultrasound	Moore Equine Veterinary Centre, Calgary, AB

RACE-
accredited

All-inclusive Safari Event

25 hrs Safari; 26 hrs of lectures/case discussions & 38 hrs of wetlabs on live horses/specimens

17 - 23 November 2024, Dinokeng Game Reserve, South Africa

(1h from Johannesburg Airport)

Lee Clark
Nathan Slovis
Cooper Williams
Andrew Harrison
Vicky Savage
Yolandi Smit
Duncan Prinsloo

BSc, MCSP, SRP, ACPAT – Darlington Physiotherapy & Sport Injury Clinic, UK
DVM, Dipl.ACVM, CHT – Hagyard Equine Medical Institute, USA
VMD, Dipl.ACVMR, Cert.ISELP Instructor – Equine Sports Medicine of Maryland, USA
BVSc, CertEP, CertVA, MRCVS – Three Counties Equine Hospital, UK
BVSc, MSc, CertAVP, Dipl.ECEIM, MRCVS – Three Counties Equine Hospital, UK
BSc, BVSc., MSc. – University of Pretoria, South Africa
BSc – Embriosem Veterinary Practice, South Africa



- Equine Rehabilitation & Physical Therapy
- Sports Medicine & Orthopaedics
- Pre-Purchase Examination
- General Equine Practice
- General & Field Anaesthesia
- Pain Management
- Emergency & Critical Care
- Internal Medicine
- Orthopaedics & Lameness Diagnostics
- Musculoskeletal Ultrasound
- Radiography & Radiology



 facebook.com/VetPD
 [@VetPD](https://twitter.com/VetPD)

VetPD - Veterinary Professional Development
PO Box 951832
Lake Mary, FL 32795

t: 1-844-870-6097 (Toll-free in North America)
office@vetpd.com
www.vetpd.com