



Veterinary Professional Development



First Class Continuing Education Worldwide

Equine Wetlabs Europe Autumn 2024



INDUSTRY PARTNERS

Global Industry Partners



Boehringer Ingelheim's Industry Partnership excludes VetPD's Destination Events

"VetPD is the Gold-Standard by which every other hands-on workshop or online continuing education organised by any group worldwide, should be measured. I have not come across any better veterinary continuing education than VetPD's!"

Dr. Ben Chilvers, Priors Farm Equine Surgery, England

VETERINARY PARTNERS



ČESKÁ HIPIATRICKÁ SPOLEČNOST



Practical Ophthalmology

Fri 11 - Sat 12 October

Pferdekllinik Pasterk Ebreichsdorf, Vienna, Austria

This highly practical course was conceived to help veterinarians from mixed and equine practice learn how to systematically examine the equine eye and to provide an overview over the most important and common problems affecting the eye. As part of the 7 hours of wetlabs on live horses and specimens the internationally renowned equine ophthalmologists will help attendees to further develop their diagnostic and therapeutic skills in true small-groups.

Dennis Brooks

Michala de Linde Henriksen

Silvia Stadler

DVM, PhD, Dipl.ACVO – University of Florida, USA

DVM, PhD, Dipl.ACVO – North Caroline State University, USA

Dr.med.vet, Dipl.ACVO, Fachtierärztin Pferd – Pferdekllinik Tillysburg, Austria



Advanced Ophthalmology

Tue 8 - Wed 9 October

Pferdekllinik Salzhofen, Stuttgart, Germany

This course was devised for equine practitioners with a good working knowledge in equine ophthalmology and provides an update on recently developed cutting-edge diagnostic/therapeutic techniques and medications. The 7 hours of wetlabs will allow attendees to hone their practical skills on live horses and specimens in true small groups under the watchful eye of some of the most highly respected and experienced equine ophthalmologists worldwide.

Dennis Brooks

Michala de Linde Henriksen

Giulia Di Garbo

DVM, PhD, Dipl.ACVO – University of Florida, USA

DVM, PhD, Dipl. ACVO – North Caroline State University, USA

DVM, Fachtierärztin Pferd (Ophthalmology) – Pferdekllinik in Parsdorf, Germany



Advanced Mare Reproduction

Fri 30 - Sat 31 August

Klinische Zentrum für Reproduktion, Vienna, Austria

This practical course is aimed at practitioners with a good working knowledge in the field of equine mare reproduction and provides a critical update on the management of mares for artificial insemination, on different causes that lead to mares being barren and how to investigate and treat these problems (incl. hysteroscopy). The 2nd day will focus on the pregnant mare with management of twin pregnancies, foetal sexing, different pregnancy-related problems and peri-partum emergencies (incl. dystocia & retained foetal membranes etc.) The 7 hours of practical / case-based sessions will give attendees plenty of opportunity to put theory into practice on barren-pregnant mares and cadavers in small groups (2 - 4 attendees per ultrasound machine).

James Crabtree

Tom Stout

Christine Aurich

BVM&S, CertEM(StudMed), MRCVS – Equine Reproductive Services, UK

VetMB, MA, PhD, Dipl.ECAR, KNMvD – Utrecht University, The Netherlands

Ao.Univ.-Prof., Dipl.ECAR, Dr.med.vet. – Vetmeduni Vienna, Austria



Ultrasound-Guided Orthopaedic Injection Techniques & Therapies

Fri 18 - Sat 19 October

Rainbow Equine Hospital, Yorkshire, UK

Fri 8 - Sat 9 November

Veterinární Klinika Heřmanův Městec, Pardubice, Czech Republic

This course was developed for equine practitioners to enhance their knowledge and especially their practical skills of performing ultrasound-guided orthopaedic injections and ultrasound-assisted surgical techniques. Between both afternoons, 7 hours of practical sessions will provide the opportunity to train many different injection techniques on equine specimens and anatomic replica simulators in true small-groups (2-4 vets per ultrasound machine).

Roger Smith

MA, VetMB, PhD, FHEA, DEO, Dipl.ECVS, Dipl.ECVSMR, ECVDIAssoc., FRCVS – Royal Veterinary College, UK

Henk van der Veen

DVM, Cert.ISELP – Lingehoeve Diergeneeskunde, The Netherlands

David Stack

MVB, MSc, DVMS, FHEA, Dipl.ECVS, MRCVS – University of Liverpool, UK

Andy Fiske-Jackson

BVSc, MVetMed, FHEA, Dipl.ECVS, MRCVS – Royal Veterinary College, UK

Jonathan Anderson

BVM&S, Dipl.ACVS, MRCVS – Rainbow Equine Hospital, UK



Oral Dental Extraction Techniques (max. 24 vets)

Fri 29 - Sat 30 November

Dierenkliniek Equinox, near Antwerp, Belgium

This 2-day highly practical boutique course (max. 24 attendees) is aimed at practitioners with a good working knowledge in equine dentistry who want to learn about various oral dental extraction techniques and how to apply them clinically. The specialists will share tips/tricks and pearls of wisdom especially during the 8 hours of practical sessions on equine specimens in true small groups (2-3 vets per specimen).

Hubert Simhofer

Dr.med.vet., Dipl.AVDC/EVDC(Eq) – Equine Vets GmbH, Austria

Rob Pascoe

BVSc, F/NCED, Dipl.AVDC-Eq, MRCVS – Equine Dentistry Referrals, Kent, UK

Elke Pollaris

MSc, PhD, Dipl.EVDC(Eq) – Veterinary Clinics de Morette and de Bosdreef, Belgium

Introduction to Advanced Surgical Dental Extraction Techniques (incl. MITR, MTE & Segmentation; max. 18 vets)

Fri 15 - Sat 16 November

Tierklinik Lüsche GmbH, near Bremen, Germany

This 2-day highly practical boutique course (max. 18 attendees) was devised for advanced practitioners with surgical experience and surgeons with a good working knowledge/experience in equine dentistry, specifically with dental extractions. The world-renowned specialists will provide an overview on up-to-date surgical dental extraction techniques in horses, including minimally-invasive trephination & repulsion (MITR), minimally-invasive transbuccal extraction (MTE) and dental segmentation. During the 9 hours of wetlabs in true small groups (2-3 vets per specimen) attendees will be able to further develop their surgical skills and familiarise themselves with modern MITR and MTE techniques.

Richard Reardon BVetMed(hons), MVM, PhD, FHEA, CertES(orth), Dipl.ECVS, Dipl.EVDC(EQ), MRCVS – The Equine Dental Clinic Ltd, UK

Sam Hole

BSc(Hons), BVM&S, Cert.AVP(ED), Cert.AVP(EP), Dipl.EVDC(Equine), BAEDT, MRCVS – Pool House Equine Clinic, UK

Elke Pollaris

MSc, PhD, Dipl.EVDC(Eq) – Veterinary Clinics de Morette and de Bosdreef, Belgium





RACE-
approval
pending

Exclusive Equine Ski Event

18 - 23 January 2025, Spa Hotel Seiblishof****, Ischgl
near Innsbruck, Austria Alps

Included in the 5 days are:

20 hours of lectures & case-discussion • 24+ hours of skiing/snowboarding

Optional alternative outdoor activities • Extensive Course Notes

Accommodations, as well as Breakfast & Dinner (excluding drinks) are included

Dr. Lauren Schnabel

DVM, PhD, Dipl.ACVS, Dipl.ACVMR – North Carolina State University, USA

Dr. Kurt Selberg

MS, DVM, Dipl.ACVR – Colorado State University, USA

Dr. Bettina Dunkel

DVM, PhD, Dipl.ACVM, Dipl.ECEIM, Dipl.ACVECC, FHEA, MRCVS – Royal Veterinary College, UK

Dr. Silvia Stadler

Dr.Med.Vet, Dipl.ACVO, Fachtierärztin Pferde (Austria) – Tillysburg Equine Clinic, Austria



Back, Sacroiliac & Pelvic Problems of the Horse

Sat 28 - Sun 29 September
Fri 11 - Sat 12 October

Pferdekllinik Seeburg, Berlin, Germany
Lingehoeve Diergeneeskunde Paarden, Lienden, Netherlands

Many sports horses suffer from debilitating conditions affecting the back, pelvis and sacroiliac region. The topics covered through lectures and wetlabs on this course include amongst others up-to-date therapies; back, pelvic & hip ultrasound; saddle fit assessment and sacroiliac & facet joint injection techniques on equine anatomic replica simulators and trainers.

Andy Fiske-Jackson
Henk van der Veen
Kay Hastilow

BVSc, MVetMed, FHEA, Dipl.ECVS, MRCVS – Royal Veterinary College, UK
DVM, Cert.ISELP – Lingehoeve Diergeneeskunde, The Netherlands
Master Saddler, Qualified Saddle Fitter – Consultant, UK



Internal Medicine Challenges for Advanced Practitioners

Fri 8 - Sat 9 November

Mälaren Hästklinik AB, Stockholm, Sweden

This course was designed for equine practitioners with a good working knowledge in internal medicine. Each topic will be addressed via interactive case discussions allowing speakers to share pitfalls, erroneous clinical conclusions and useful tips and tricks. The 7 hours of practical sessions on live horses/specimens will cover: Ultrasound-guided CSF collection, GI tract, liver & renal ultrasound (incl. biopsy techniques), arrhythmia/endocrine case discussions, respiratory endoscopy (incl. BAL/TW), ophthalmologic procedures & ocular ultrasound.

Gunther van Loon
Andy Durham
Vikki Scott

DVM, PhD, Dipl.ECEIM, Ass.Member ECVDI – Ghent University, Belgium
BSc, BVSc, CertEP, DEIM, Dipl.ECEIM, MRCVS – Liphook Equine Hospital, UK
BVetMed, MSc, Dipl.ACVM, MRCVS – University of Glasgow, Scotland

Advances in Foot Lameness & Farriery

Fri 15 - Sat 16 November Equi Vet Serwis, Poznań, Poland

This course approaches the subject of farriery and therapeutic shoeing in a scientific and as objective way as possible by reporting established facts and recent, cutting-edge findings from scientifically sound clinical studies. The anatomy, physiology and biomechanics of the foot will be covered, followed by lectures on trimming, shoeing, different shoe types, what effect they have on the foot, how to examine the foot and how to deal with specific foot problems. The 7 hours of practical sessions will give attendees plenty of opportunity to put theory into practice on live horses and limb specimens in small groups (2 vets per specimen) and to discuss all aspects of foot trimming, shoeing, foot radiography and general farriery with the specialists.

Michael Schramme
Simon Curtis

DVM, CertEO, PhD, Dipl.ECVS, Dipl.ACVS, Dipl.ECVSMR, Assoc. LA-ECVDI – VetAgro Sup, France
FWCF, BSc (hons), PhD, HonAssocRCVS – Farrier & Author, UK



Abdominal, Thoracic & Soft Tissue Ultrasound


Fri 20 – Sat 21 September
Fri 4 – Sat 5 October

Tierklinik Leimental, Basel, Switzerland
Pool House Equine Clinic, Birmingham, UK

2-day practical course is suitable for veterinarians from mixed and equine practice who are keen to develop and update their knowledge and especially their practical skills on medical ultrasound of the following anatomic region: Abdomen – GI & non-GI organs (percutaneously & transrectally), thorax, eye, jugular vein etc.. The use of ultrasound for pleural drainage, for collecting biopsy samples and when working up foals will also be discussed. The panel of internationally renowned speakers/instructors will share common diagnostic pitfalls, erroneous image interpretations and practical tips with the attendees. The 7 hours of practical sessions in small groups (2-4 vets/ultrasound machine) on live horses and equine specimens will allow attendees to further develop their practical skills.

Gunther van Loon
Victoria South
Verena Bracher

DVM, PhD, Dipl.ECEIM, Ass.Member ECVDI – Ghent University, Belgium
Vet MB, MA, CertAVP(EM), Dipl.ECEIM, MRCVS – Consultant, UK
Dr. med. vet., PhD – Tierklinik Leimental, Switzerland



New Developments in Equine Endoscopy & Respiratory Conditions

Fri 6 - Sat 7 December

Tiergesundheitszentrum Isernhagen, Hannover, Germany

This two-day practical course was developed to provide practitioners with an update on equine endoscopy, respiratory conditions and especially with the practical skills to perform most routine diagnostic endoscopic procedures (incl. GI) currently used in equine practice. The internationally renowned specialists will be sharing invaluable tips/tricks during the 7 hours of practical sessions on live horses/specimens, which will cover the upper/lower respiratory tract (incl. TW/BAL), overground endoscopy, sinoscopy, oral endoscopy & gastroscopy etc.

Patrick Pollock
David Sutton

BVMS, PhD, CertES(Soft Tissue), Dipl.ECVS, FHEA, FRCVS – University of Edinburgh, UK
MA, VetMB, PhD, CertEM(IntMed), Dipl.ECEIM, MRCVS – University of Glasgow, UK

Hindlimb Lameness Diagnostics (incl. Objective Gait Analysis) & Therapies


FFri 6 – Sat 7 September
Fri 27 – Sat 28 September
Fri 4 – Sat 5 October

Stephansmühle Medizinisches Pferdezentrum, Nuremberg, Germany
Mälaren Hästklinik AB, Stockholm, Sweden
Clinique Équine des Bréviaires, Paris, France (in French)

Developed for equine veterinarians who have experience with lameness investigations, this practical course provides a critical overview of possible causes of hindlimb lameness, diagnostic anaesthetic strategies and how to interpret nerve and joint block results, via a regio-anatomic approach. Discussions on the upper hindlimb as a cause of lameness (hip joint, pelvic and sacroiliac problems) and on systemic and intra-articular joint therapies will round the course off.

Roger Smith
Fran James
Philippe Benoit
Olivier Geffroy

MA, VetMB, PhD, FHEA, DEO, Dipl.ECVS, Dipl.ECVSMR, ECVDIAssoc., FRCVS – Royal Veterinary College, UK
MA, VetMB, Dipl.ACVS, Dipl.ACVS MR, Dipl.ECVS, MRCVS – Newmarket Equine Hospital, UK
DVM, Dipl.ACVS MR – Equisport Consulting, CA, USA
DVM, Dipl.ECVS, Dipl.ACVS MR – Animéa Clinic, France





All-Inclusive Equine Watersports Event

27 October - 2 November 2024
Krabi Resort****, Krabi, Thailand

6 Days of Lectures, Watersports & Relaxation

Dr. Florent David
Dr. David Bardell
Dr. Vanessa Peter

DVM, MS, DACVS/ECVS, DACVSMR/ECVSMR, ECVDI Assoc. – EQUITOM, Belgium
BVSc, CertVA, DECVA, PGCert(LTHE), FHEA, MRCVS – University of Liverpool, UK
MedVet(Berne), DECVDI, MRCVS – Rosssdales Equine Diagnostic Centre, UK



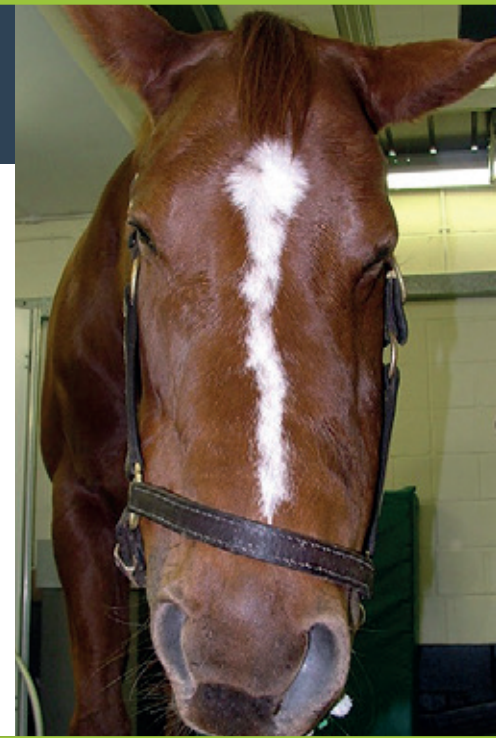
Equine Head Trauma & Sinus Access – A Practitioner's Approach

Fri 13 - Sat 14 December

Pferdekllinik in Parsdorf, Munich, Germany

Head trauma/conditions are frequently encountered by 1st opinion veterinarians and a significant number of these cases can be appropriately dealt with in the field and don't require specialized equipment. This 2-day highly practical course covers head wounds, facial & jaw fractures, sinus & guttural pouch problems, oral & tongue lacerations, nasofrontal suture periostitis, oral and nasal foreign bodies etc.. The panel of internationally renowned specialists will discuss in detail how to triage horses appropriately and which cases can be treated within your own practice setting. The 7 hours of practical sessions will give attendees plenty of opportunity to further their practical skills in small groups (2-3 attendees per specimen).

Tim Barnett BSc(Hons), BVM&S, MSc, CertAVP, Dipl.ECVS, Dipl.EVDC-Eq, MRCVS – Rossdale Equine Diagnostic Centre, UK
Christoph Lischer Dr.Med.Vet., Dipl.ECVS, Assoc.Member ECVI, MRCVS – Freie Universität Berlin, Germany



New Developments in Diagnostic & Therapeutic Techniques of Equine Neck Conditions

Tue 19 - Wed 20 November

Bjerke Dyrehospital, Oslo, Norway

Fri 22 - Sat 23 November

Scuderia I Cavalli del Vento, Pisa, Italy

Over the past two decades the equine cervical spine has been extensively researched and advanced imaging modalities like CT and CT-myelography have revolutionized diagnostic and therapeutic capabilities available to equine practitioners. This highly practical course will provide equine practitioners with the knowledge and practical skills to competently examine, diagnose and treat horses affected by neck conditions through the following practical sessions: Neurologic examination (ataxia vs. lameness), CSF tap techniques (incl. US-guidance), neck ultrasound, facet joint injections, x-ray of the neck/head, guttural pouch endoscopy, nerve blocks for headshakers, neck conditions case-discussions, cervical fusion surgery & myelogram demonstrations.

Steve Reed
Jonathan Anderson
Giorgio Ricardi

DVM, Dipl. ACVIM – Rood & Riddle Equine Hospital, USA
BVM&S, Dipl.ACVS, MRCVS – Rainbow Equine Hospital, UK
DrMedVet(Cum laude), CertISELP, MRCVS – Donnington Grove Equine Vets, UK

Ultrasound of the Equine Upper Limb, Neck, Back & Pelvis

Fri 29 - Sat 30 November

Oakham Veterinary Hospital, Oakham, UK

This course was developed to provide equine practitioners with the theoretical knowledge and the practical skills of ultrasound image acquisition and interpretation of the upper front- and hindlimbs, the poll, neck, withers, back and pelvis. There will be plenty of opportunity for attendees to further improve their scanning skills in small groups (2 – 4 vets per ultrasound machine) on live horses during the 7 hours of practical sessions. Each attendee will rotate through the following practical stations: Shoulder joint & bicipital bursa, stifle joint region, poll & neck, withers & back, percutaneous ultrasound of hip & pelvis and transrectal ultrasound of the lumbosacroiliac region & pelvis.

Wade Tenney BS, DVM, Dipl.ACVMR – Tufts University, USA
Henk van der Veen DVM, Cert.ISELP – Lingevoe Diergeneeskunde, The Netherlands
David Stack MVB, MSc, DVMS, FHEA, Dipl.ECVS, MRCVS – University of Liverpool, UK



LIVE Equine Online Panel Discussions



VETPD IS
GIFTING EACH
VET A FREE
PANEL DISCUSSION!
(WORTH 80€)



Get Up to Date with the World's Leading Experts...

- 150+ Current Topics, covering all disciplines
- 4 Worldwide Experts
- Relaxed, pub-like interactive atmosphere
- New live-stream every other Tuesday
- Available on-demand thereafter
- 24,000+ vets have attended
- Over 3,100 Memberships
- Certificates of Attendance

RACE-
accredited



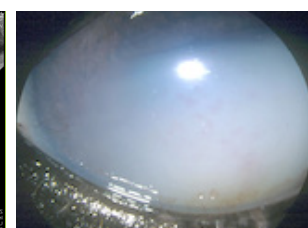
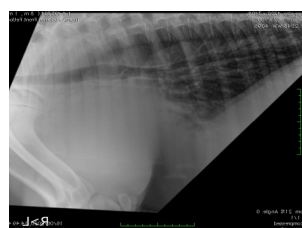
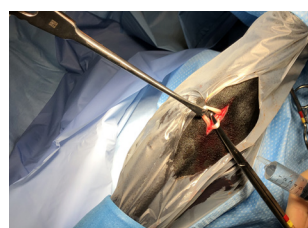
Click here to [View Topics!](#)

Scan me to **claim your FREE Discussion:**

Yearly Panel Discussion Group Memberships available from €185/vet



A Different Kind of Learning...



"VetPD's Online Learning is the single best quality and value-for-money out there, worldwide. Nothing else comes even close!"

- Bruce Bladon, Donnington Grove Equine Vets, UK

"I do want to congratulate VetPD on its professional Online Learning Center. I am aware of how challenging it is to assemble good-quality CE material online..."

Based on how far and wide the participants signed in from, VetPD is clearly known for doing a great job!"

- Prof. Margo Macpherson, University of Florida

2024 - 2025 Upcoming Destination Events

17 - 23 November 2024

All-Inclusive Safari Event - Dinokeng Game Reserve, near Johannesburg, South Africa

18 - 23 January 2025

Exclusive Equine Ski Event - Austrian Alps

2024 Courses/Wetlabs by Country

Austria	Vienna	30 - 31 August	Advanced Mare Reproduction
		11 - 12 October	Practical Ophthalmology
Belgium	Antwerp	29 - 30 November	Equine Oral Dental Extraction Techniques (max. 24 vets)
Czech Republic	Pardubice	8 - 9 November	Ultrasound-Guided Orthopaedic Injection Techniques & Therapies
France	Paris	4 - 5 October	Hindlimb Lameness Diagnostics (incl. Objective Gait Analysis) & Therapies
Germany	Berlin	28 - 29 September	Back, Sacroiliac & Pelvic Problems of the Horse
	Bremen	15 - 16 November	Introduction to Advanced Surgical Dental Extraction Techniques (incl. MITR, MTE & Segmentation; max. 18 vets)
	Hannover	6 - 7 December	New Developments in Equine Endoscopy & Respiratory Conditions
	Munich	13 - 14 December	Equine Head Trauma & Sinus Access – A Practitioner's Approach
	Nuremberg	6 - 7 September	Hindlimb Lameness Diagnostics (incl. Objective Gait Analysis) & Therapies
	Stuttgart	8 - 9 October	Advanced Ophthalmology
Italy	Pisa	22 - 23 November	New Developments in Diagnostic & Therapeutic Techniques of Equine Neck Conditions
Netherlands	Leiden	11 - 12 October	Back, Sacroiliac & Pelvic Problems of the Horse
Norway	Oslo	19 - 20 November	New Developments in Diagnostic & Therapeutic Techniques of Equine Neck Conditions
Poland	Poznan	15 - 16 November	Advances in Foot Lameness & Farriery
Sweden	Stockholm	27 - 28 September	Hindlimb Lameness Diagnostics (incl. Objective Gait Analysis) & Therapies
		8 - 9 November	Internal Medicine Challenges for Advanced Practitioners
Switzerland	Basel	20 - 21 September	Abdominal, Thoracic & Soft Tissue Ultrasound
United Kingdom	Birmingham	4 - 5 October	Abdominal, Thoracic & Soft Tissue Ultrasound
	Oakham	29 - 30 November	Ultrasound of the Equine Upper Limb, Neck, Back & Pelvis
	Yorkshire	18 - 19 October	Ultrasound-Guided Orthopaedic Injection Techniques & Therapies

RACE-
accredited

All-inclusive Safari Event

25 hrs Safari; 26 hrs of lectures/case discussions & 38 hrs of wetlabs on live horses/specimens

17 - 23 November 2024, Dinokeng Game Reserve, South Africa

(1h from Johannesburg Airport)

Lee Clark
Nathan Slovis
Cooper Williams
Andrew Harrison
Vicky Savage
Yolandi Smit
Duncan Prinsloo

BSc, MCSP, SRP, ACPAT – Darlington Physiotherapy & Sport Injury Clinic, UK
DVM, Dipl.ACVM, CHT – Hagyard Equine Medical Institute, USA
VMD, Dipl.ACVMR, Cert.ISELP Instructor – Equine Sports Medicine of Maryland, USA
BVSc, CertEP, CertVA, MRCVS – Three Counties Equine Hospital, UK
BVSc, MSc, CertAVP, Dipl.ECEIM, MRCVS – Three Counties Equine Hospital, UK
BSc, BVSc., MSc. – University of Pretoria, South Africa
BSc – Embriosem Veterinary Practice, South Africa



- Equine Rehabilitation & Physical Therapy
- Sports Medicine & Orthopaedics
- Pre-Purchase Examination
- General Equine Practice
- General & Field Anaesthesia
- Pain Management
- Emergency & Critical Care
- Internal Medicine
- Orthopaedics & Lameness Diagnostics
- Musculoskeletal Ultrasound
- Radiography & Radiology



facebook.com/VetPD



[@VetPD](https://twitter.com/VetPD)

VetPD - Veterinary Professional Development
3 Victoria Road
Canterbury, Kent
CT1 3SG, UK

t: +44 (0) 1234 817123
f: +44 (0) 8723 315668
info@vetpd.com
www.vetpd.com